



NORTH MEAD
PRIMARY ACADEMY

Home Learning

Year 4

Week Beginning 18/5/2020

Everyday Useful Websites

www.twinkl.co.uk/offer and enter the code UKTWINKLHELPS

<https://play.trockstars.com/numbots/trial>

<https://www.bbc.co.uk/bitesize/levels/zbr9wmn>

<https://www.mathletics.com/uk/>

https://beinternetawesome.withgoogle.com/en_us/interland

<https://ukhosted111.renlearn.co.uk/6712255/Public/RPM/Login/Login.aspx?srcID=s>

<https://play.trockstars.com/auth/school/student/39903>

<https://2simple.com/purple-mash/free-14-day-trial/>

<https://www.myon.co.uk/login/index.html>

<https://www.topmarks.co.uk/english-games/5-7-years/letters-and-sounds>

<https://whiterosemaths.com/resources/schemes-of-learning/primary-sols/>

<https://mathsbot.com/>

<https://www.123homeschool4me.com/home-school-free-printables/>

<https://www.3plearning.com/distance-teaching/>

Monday


Task 1



Finding the area of shapes by counting squares
Maths worksheets from urbrainy.com



Each square measures 1 cm by 1 cm. Find the area of each of the shapes below.



1. 2. 3.
4. 5. 6.
7. 8. 9.

Task 2

Create a poster to encourage people to recycle.

Tuesday


Task 1

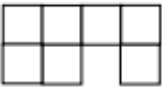
Measuring area by counting squares
Maths worksheets from urbrainy.com




Remember: the area of a flat shape is the space or surface taken up by the shape. We measure area in squares.

Here are some shapes which have been made up of equal sized squares. Find the area of each shape.

1.  The shape is made up of squares.
The area of the shape is square centimetres.
or cm squared.

2.  The shape is made up of squares.
The area of the shape is square centimetres.
or cm squared.

3. You have 5 square tiles. How many different shapes can you make?
Draw the shapes on the squared paper below.




4. Two girls have measured the area of a carpet. They used different sized squares to measure. Jan said that the area of the table was 20 squares. Susie said that the area was 14 squares.

Who used the bigger squares to measure the carpet?

How do you know?

5. Draw a shape in the squares which has an area of 17 square centimetres.



Task 2

Create a storyboard showing either the Christian story or the Hindu story of Creation.

Click on the links to listen to the stories of creation.

<https://www.youtube.com/watch?v=whEVO4RfnSE>

<https://www.youtube.com/watch?v=gy1Vvna8BY>

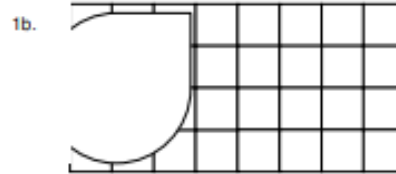
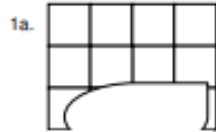
Wednesday

Task 1



Remember, the area of a flat shape is the space or surface taken up by the shape. We measure area in squares.

Here are two rectangular shapes which have had a small part of them torn off. What was the area of the shapes before they were torn?




1a. squares

1b. squares

Explain how you found the answers:

.....

2. Rachel and Tom each made a shape with 10 squares. The perimeter of Rachel's shape was longer than Tom's. Draw the shapes that Rachel and Tom might have made.



3. Here is a capital E made out of 13 squares

Make other capital letters from squares and work out the area of each.

F and H would be good letters to start with.
(Use a sheet of squared paper.)



Task 2

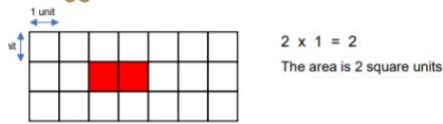
Write a jingle or a rap about recycling / climate change. It doesn't have to be very long. You can either write it down or film yourself performing it.

Thursday

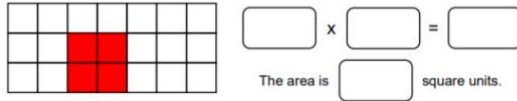
Task 1




Please can you help me to find the area of these shapes using multiplication. Here is an example:



Now, see if you can work out the area of these shapes.



Please can you help me to find the area of these shapes using multiplication. We usually think of the length as being the longest side.

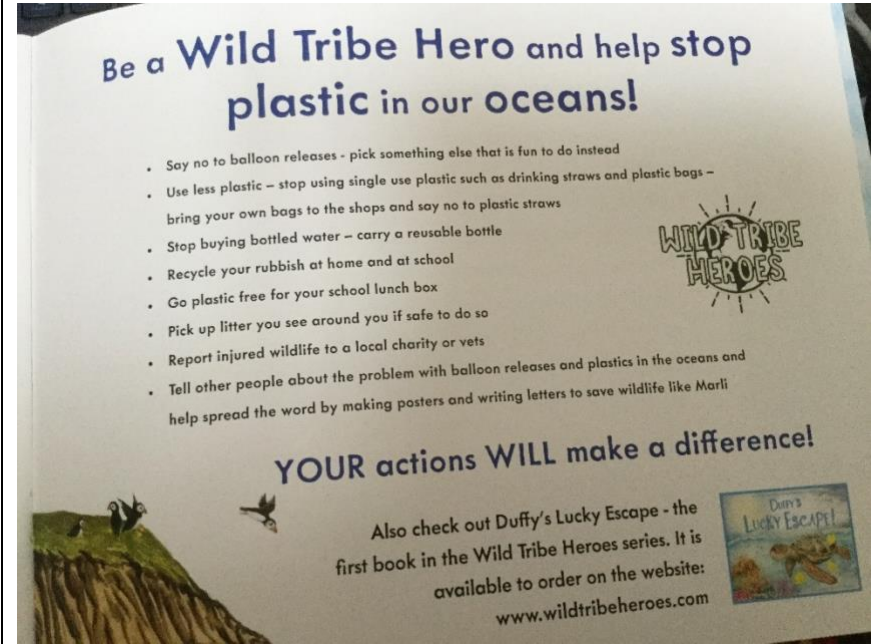


	length		width		
shape a	X	= square units
shape b	X	= square units
shape c	X	= square units
shape d	X	= square units
shape e	X	= square units

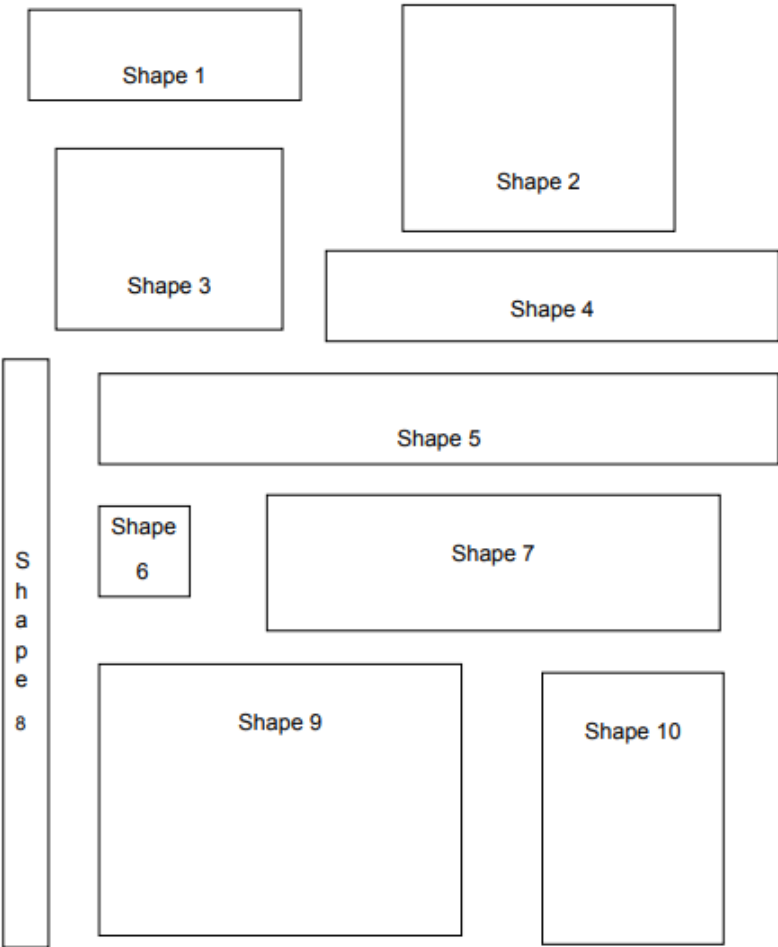

- What is the area of a shape that is 12 units long and 4 units wide? square units.
- What is the area of a shape that is 8 units long and 5 units wide? square units.
- What is the area of a shape that is 2 units wide and 16 units long? square units.
- What is the area of a shape that is 6 units wide and 11 units long? square units.

Task 2

Listen again to Mrs Taylor reading the story of Marli's Tangled Tale. You can find it on the class dojo stories pages.



Write a letter to a younger child explaining to them what they can do to help stop plastic in our oceans. Do not just list the things that are here on this page. You need to write in complete sentences. Remember to use expanded noun phrases, fronted adverbials and connecting words. Look back at the vocabulary you have learnt in the last 2 weeks and use some of those adventurous words. You could begin something like this
Dear Timothy,
I am writing to you to explain about the dreadful situation in the world's oceans and some of the things that you could do to make a difference.

	Task 1	Task 2
Friday	<p style="text-align: center;">Area</p> <p>Find the approximate area of these shapes:</p> 	<p>Choose 1 or 2 points from the page illustrated below and design a poster to show others how they can help Marli and her friends.</p>  <p>How you can help Marli and her friends!</p> <p>One way you can help to protect our marine wildlife like Puffins is to pick up litter when you see it. This can be as simple as collecting litter you see on the beach or in the park as you are walking along or you can ask your school or club to organise a clean up event. There are some things you need to do before you pick up rubbish to keep yourself safe:</p> <ol style="list-style-type: none"> 1. Always go with an adult 2. Never pick up anything that looks nasty or is dangerous 3. Wear protective gloves and bring a bag to put rubbish in 4. Watch out for and don't touch sharp items like glass, needles, metal 5. BE SAFE NEAR WATER – Always follow safety signs. Look out for big waves, tide coming in or quick sand/mudflats. Be careful on the beach and near rivers, lakes and canals 6. Keep an eye on the weather and wear appropriate clothing and sun protection 7. Take a picture and upload it to social media using the hashtags #wildtribeheroes, #2minutebeachclean and #minibeachclean 8. Put the rubbish in a bin or take it home to recycle/upcycle